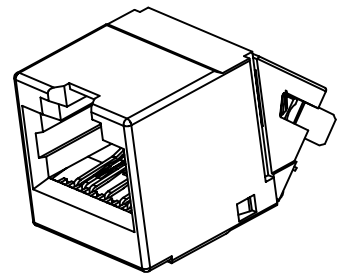
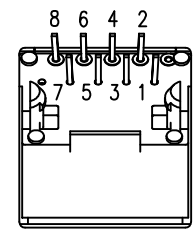
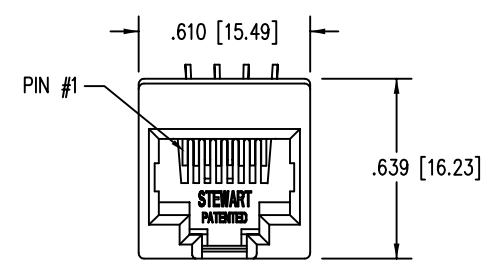
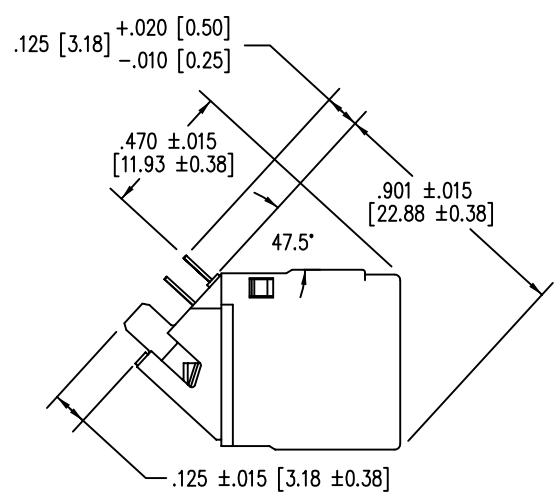
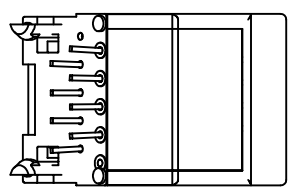
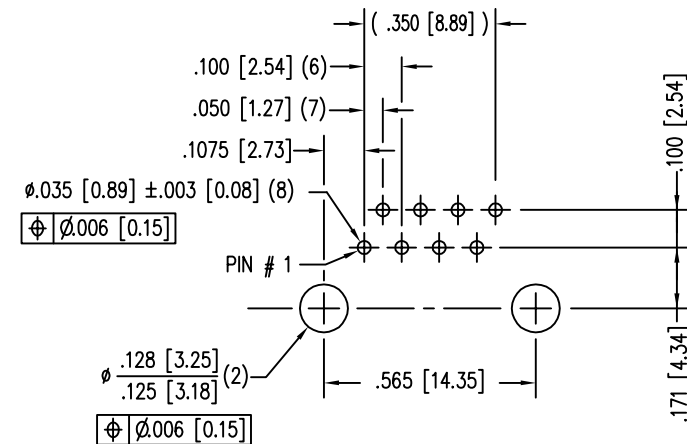


DATE	REV	ECN	APP'D. BY
2/2/06	A0	7457	JM
3/21/06	A1	7548	TRM
6/19/12	A2	9512	SMN
1/16/15	A3	10209	TRM



ISOMETRIC VIEW

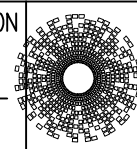
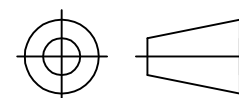


NOTES:

- CONNECTOR MATERIALS:  
HOUSING: THERMOPLASTIC UL94 V-0  
CONTACTS: COPPER ALLOY  
CONTACT PLATING: SELECTIVE GOLD IN CONTACT AREA  
SEE CHART FOR PART NUMBER
- FOR PRODUCT SPECIFICATIONS SEE PR022-01.
- DIMENSIONS AND TOLERANCES COMPLY WITH FCC/CFR 47, PART 68.
- DESIGNED FOR CATEGORY 5/5e APPLICATIONS.

30 MICRO-INCHES [0.76um]	SS-71100-003
CONTACT PLATING IN MATING AREA	PART NUMBER

THIRD ANGLE PROJECTION



**stewart**  
CONNECTOR  
a bel group

11118 Susquehanna Trail South  
Glen Rock, PA 17327-9199  
(717) 235-7512  
<http://www.stewartconnector.com>

DO NOT SCALE DRAWING  
DRAWING IS SUBJECT TO  
CHANGE WITHOUT NOTICE

TITLE: EIGHT CONTACT, EIGHT POSITION 47.5°  
HIGH PERFORMANCE UN-SHIELDED JACK

DIMENSIONS: INCHES [METRIC]  
UNLESS OTHERWISE SPECIFIED AND  
TOLERANCES ARE ±.005 [0.13]  
ANGLES ARE ± 1°

THIS DRAWING AND THE SUBJECT MATTER SHOWN THEREON ARE  
CONFIDENTIAL AND THE PROPRIETARY PROPERTY OF STEWART CONNECTOR  
SHALL NOT BE REPRODUCED, COPIED, OR USED IN ANY MANNER WITHOUT  
PRIOR WRITTEN CONSENT OF STEWART CONNECTOR. THIS PRODUCT  
MAY BE PROTECTED BY ONE OR MORE OF THE FOLLOWING US PATENTS:  
5791942 6217391 6368159 6419526 6602097 687722  
6964587 7048590 7086909 7568950 7686650  
OTHER PATENTS MAY BE PENDING.

DRN BY:	KRL	DATE	3/20/06
APPD BY:	JM	DATE	3-21-06
DWG NO.	CT710079	REV.	A3

SHEET NO. 1 OF 1



REV. 6/3/05